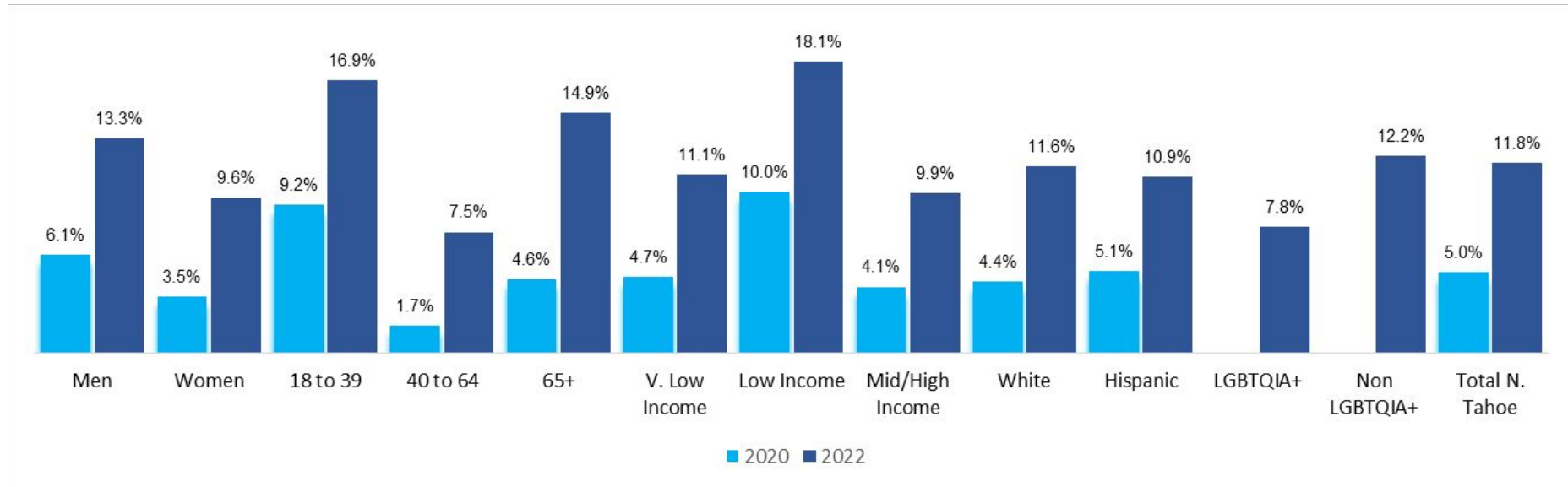




COMMUNITY LIFE SOCIAL CONTEXT
2022 PRC REPORT LINK
PG 16-34



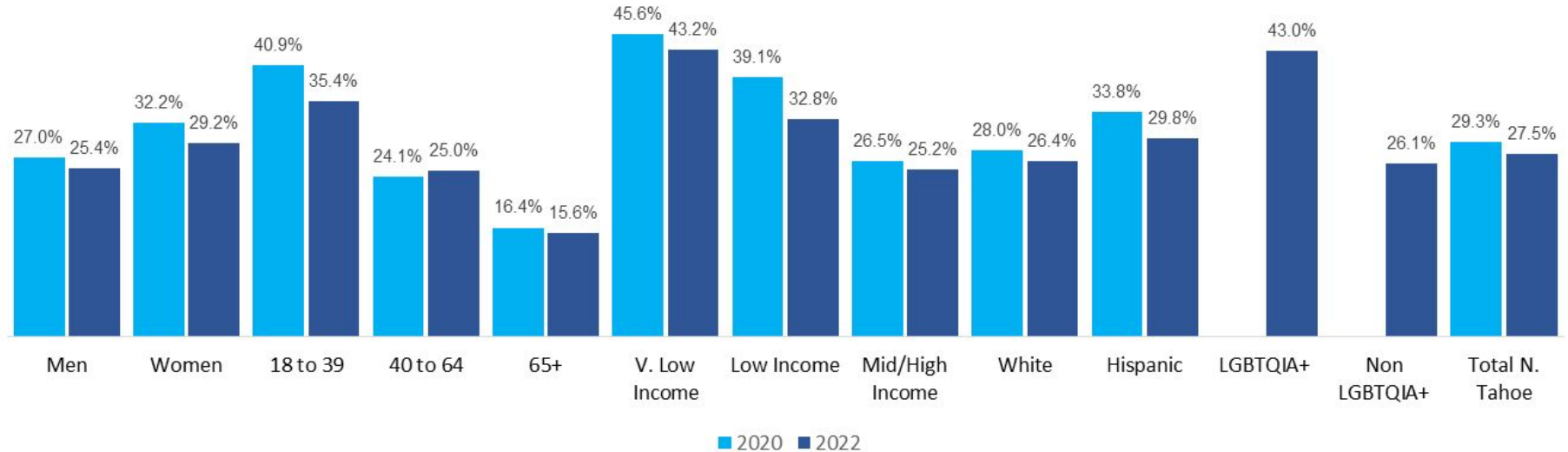
BY AND LARGE, MOST RESIDENTS RATE OUR COMMUNITY AS “EXCELLENT” OR “VERY GOOD” PLACES TO LIVE YET “FAIR/POOR” RATINGS HAVE INCREASED SIGNIFICANTLY SINCE 2020



Perceive North Tahoe as a “Fair” or “Poor” Place to Live



WE FEEL LESS “LONELY” IN 2022

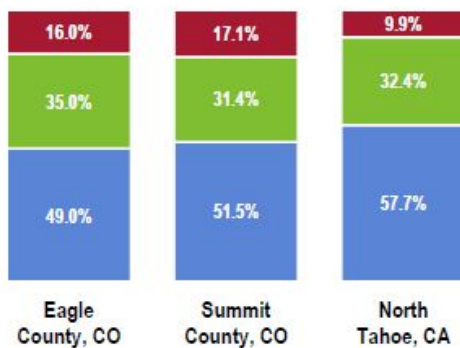


“Lonely” is defined as respondents who score 6-9 points in the series of three questions from the loneliness index. (How often, they feel left out, isolated from others, or that they lack companionship). Points were awarded based on “hardly ever” (1), “some of the time” (2), or “often” (3) responses.

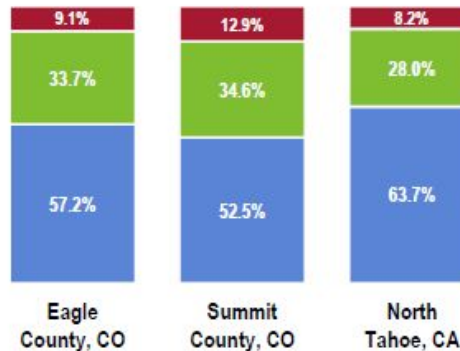
ISOLATION AND LONELINESS

Lack Companionship
(2022)

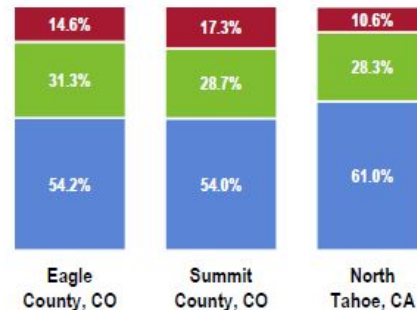
- Often
- Some of the Time
- Hardly Ever



Feel Left Out
(2022)

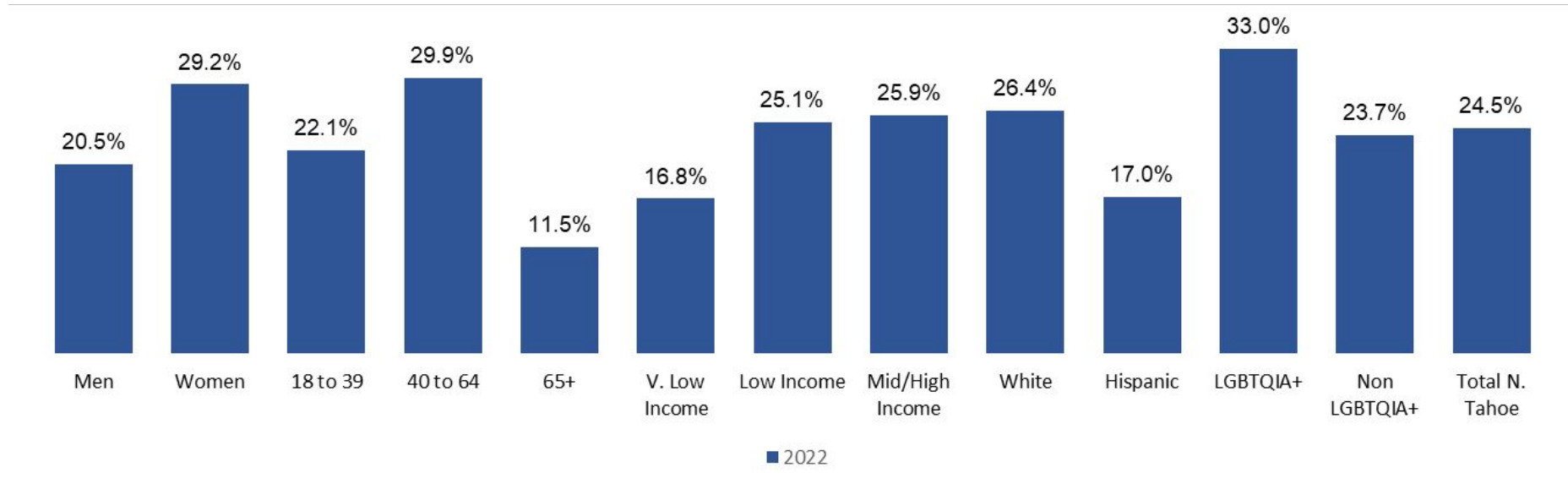


Feel Isolated From Others
(2022)





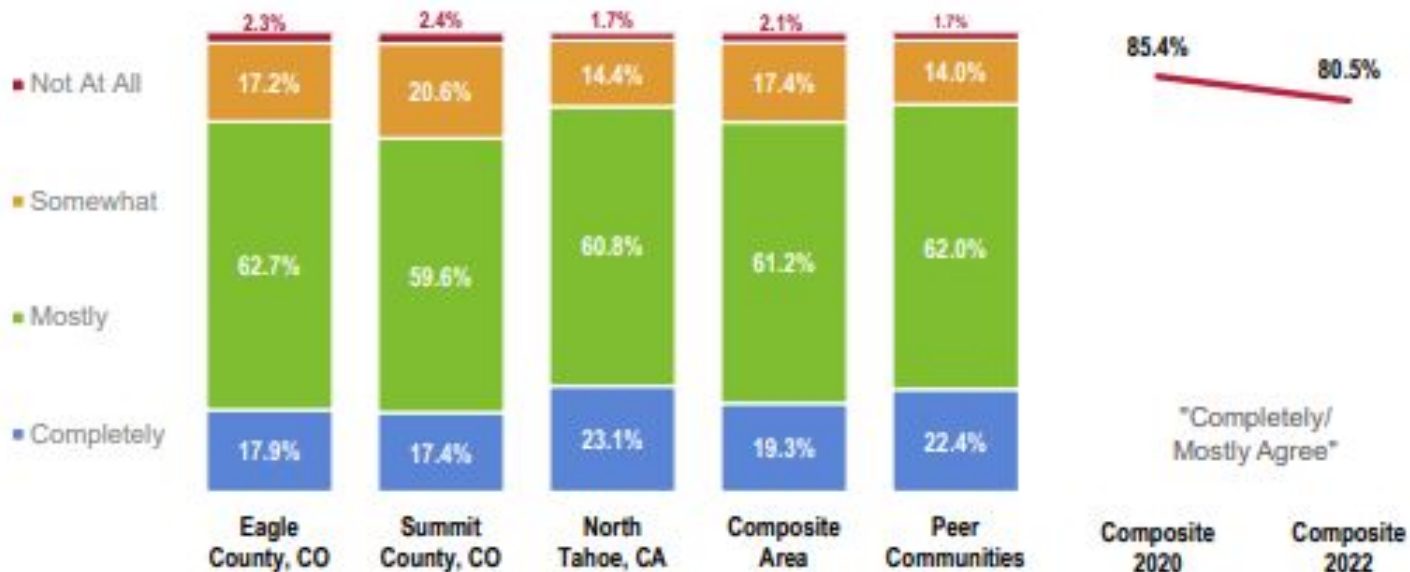
1 IN 4 ADULTS HAVE EXPERIENCED PHYSICAL VIOLENCE OR EMOTIONAL ABUSE FROM AN INTIMATE PARTNER



**Have Ever Been the Victim of Intimate Partner Violence or Emotional Abuse
(North Tahoe, CA; 2022)**

COMMUNITY TRUST

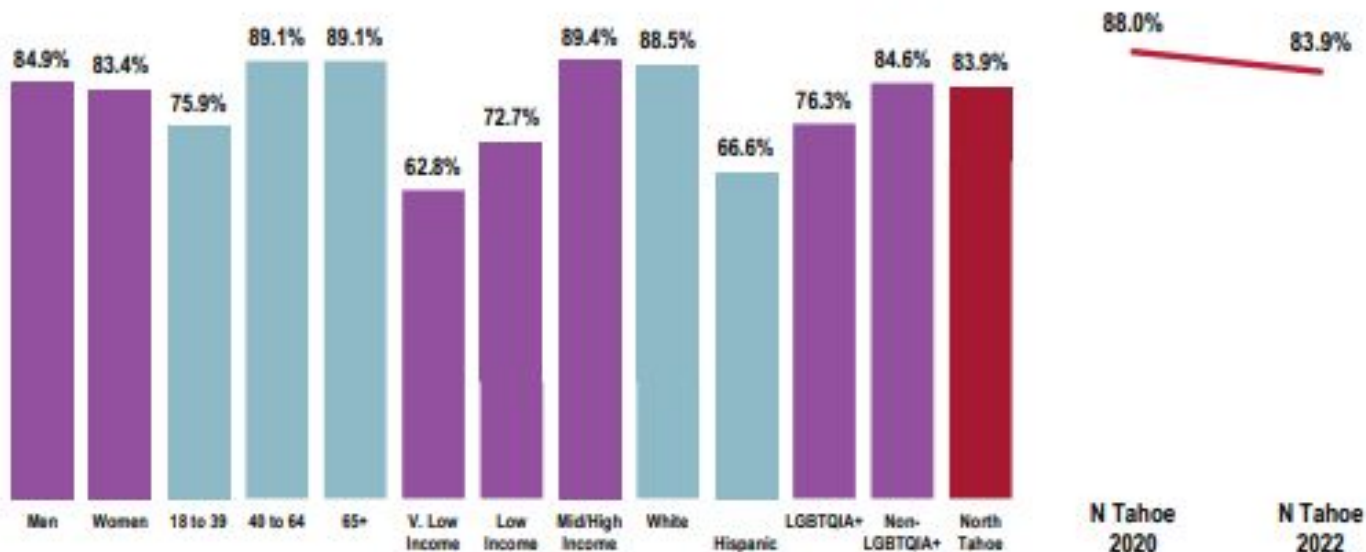
"I Can Trust People in This Community" (2022)



Sources: • PRC Community Engagement & Behavioral Health Survey; PRC, Inc. [Item 4]

Notes: • Asked of all respondents.

Completely/Mostly Agree: "I Can Trust People in This Community" (North Tahoe, CA; 2022)

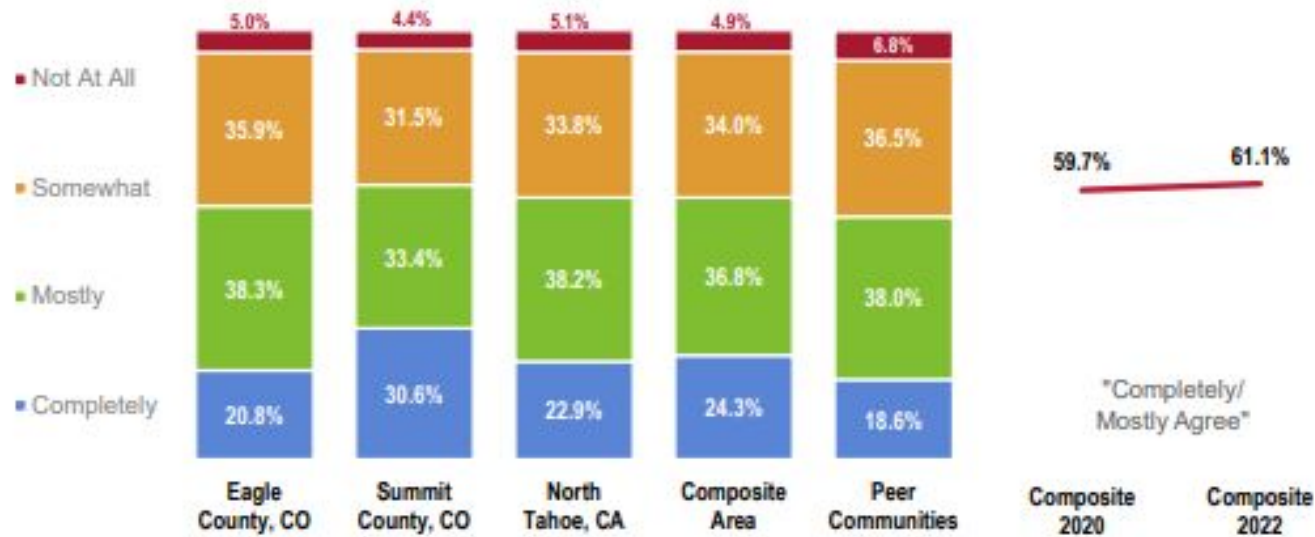


Sources: • PRC Community Engagement & Behavioral Health Survey; PRC, Inc. [Item 4]

Notes: • Asked of all respondents in North Tahoe.

TIME AND EFFORT

"I Put a Lot of Time and Effort Into Being Part of This Community" (2022)

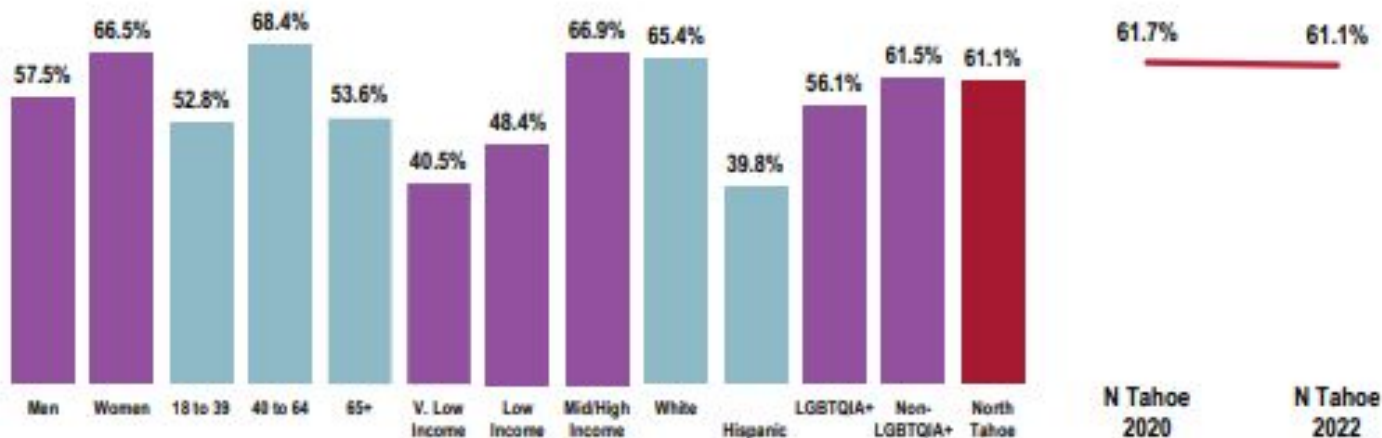


Sources: • PRC Community Engagement & Behavioral Health Survey; PRC, Inc. [Item 5]

Notes: • Asked of all respondents.

TIME AND EFFORT

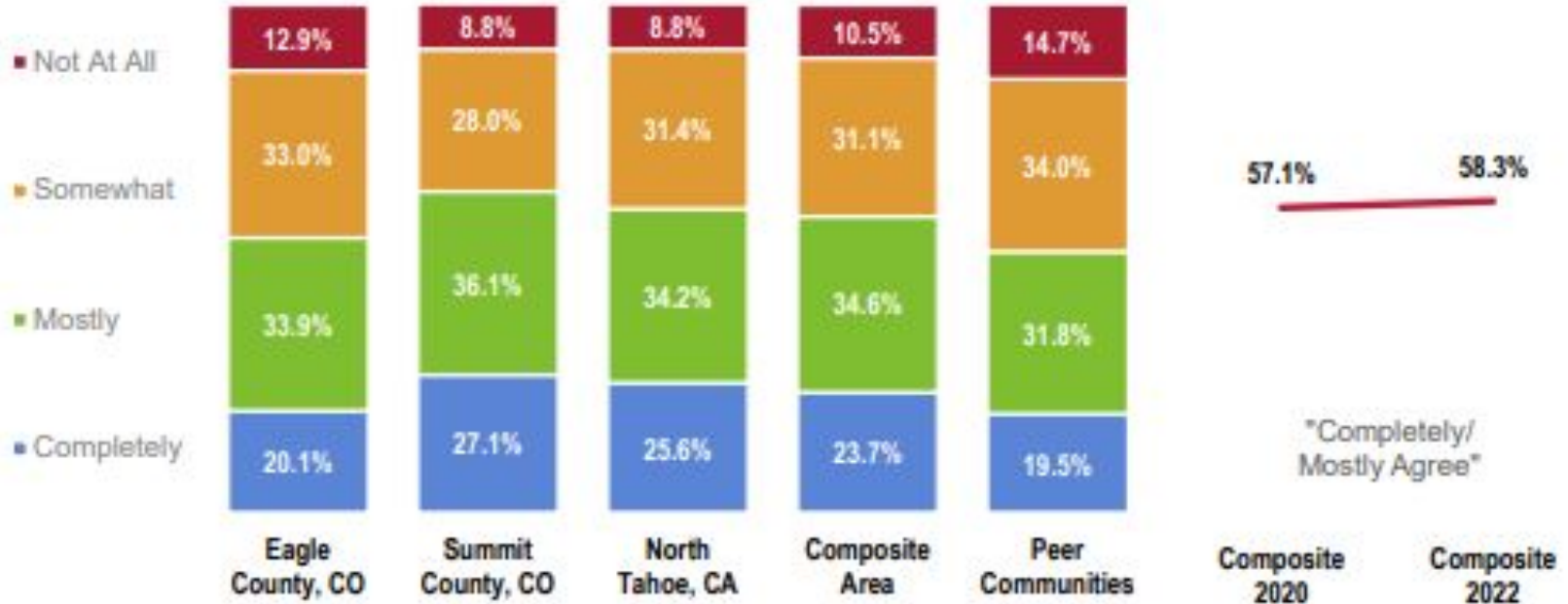
Completely/Mostly Agree: "I Put a Lot of
Time and Effort Into Being Part of This Community"
(North Tahoe, CA; 2022)



Sources: • PRC Community Engagement & Behavioral Health Survey; PRC, Inc. [Item 5]

Notes: • Asked of all respondents in North Tahoe.

“BEING A MEMBER OF THIS COMMUNITY IS PART OF MY IDENTITY” 2022



Sources: • PRC Community Engagement & Behavioral Health Survey; PRC, Inc. [Item 6]

Notes: • Asked of all respondents.

BEING A MEMBER OF THIS COMMUNITY IS PART OF MY IDENTITY

Completely/Mostly Agree:
"Being a Member of This Community Is Part of My Identity"
(North Tahoe, CA; 2022)

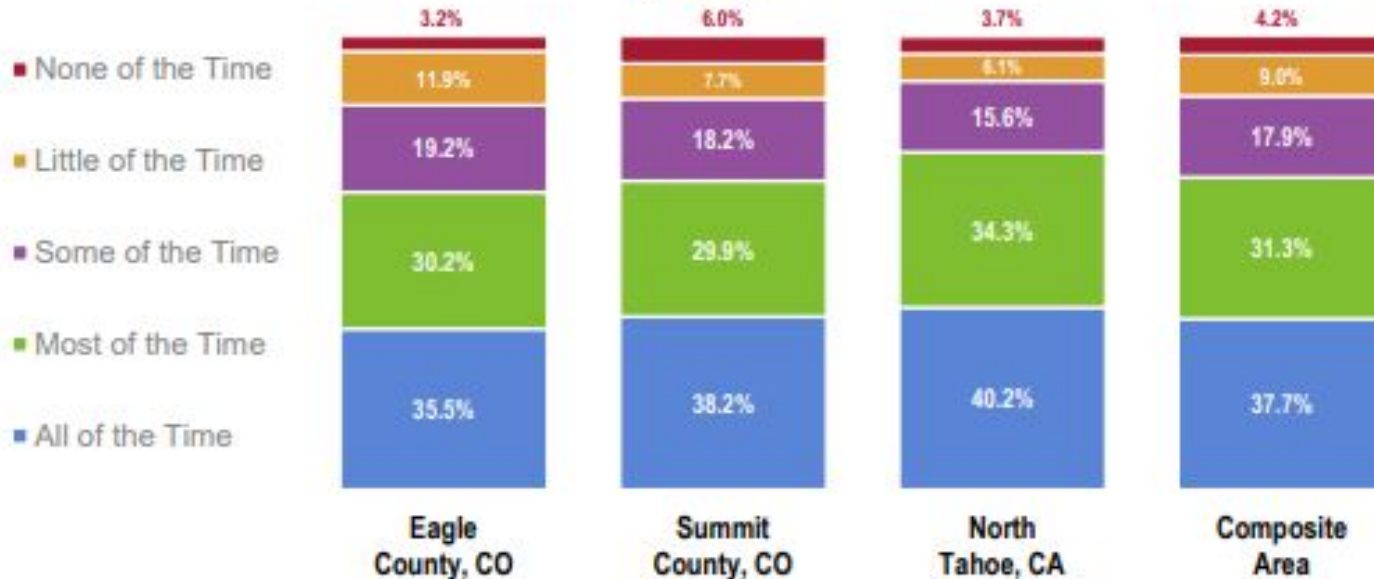


Sources: • PRC Community Engagement & Behavioral Health Survey; PRC, Inc. [Item 6]

Notes: • Asked of all respondents in North Tahoe.

SOCIAL CONNECTIONS AND LONELINESS

Frequency of Having Someone in the Community to Turn to if Help Were Needed/Wanted in the Past Month (2022)

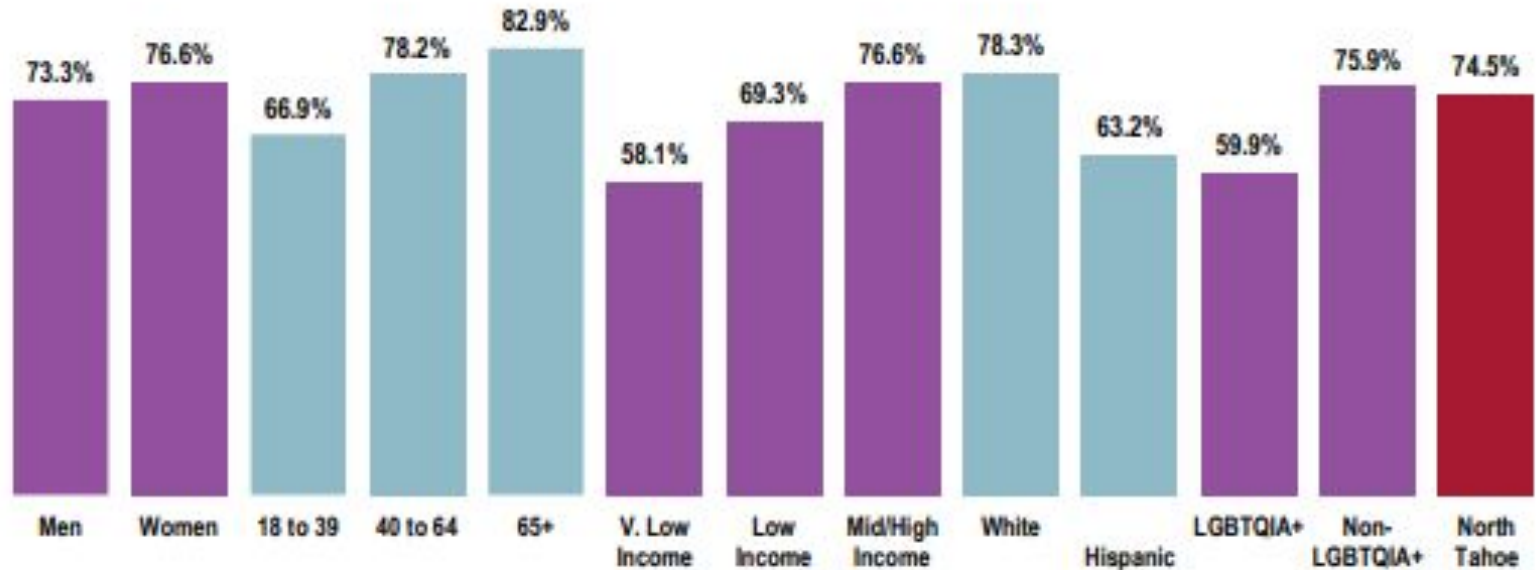


Sources: • PRC Community Engagement & Behavioral Health Survey, PRC, Inc. [Item 301]

Notes: • Asked of all respondents.

SOCIAL CONNECTIONS AND LONELINESS

Have Someone To Turn To "All/Most of the Time"
(North Tahoe, CA; 2022)

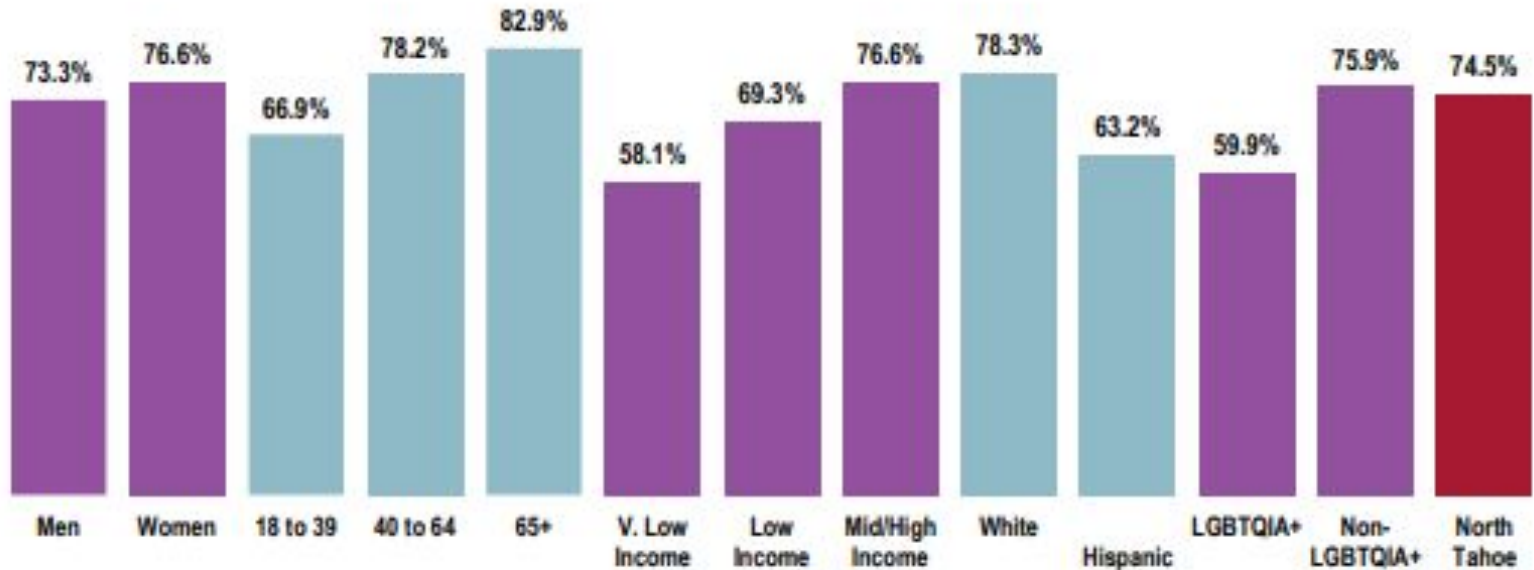


Sources: • PRC Community Engagement & Behavioral Health Survey; PRC, Inc. [Item 301]

Notes: • Asked of all respondents in North Tahoe.

SOCIAL CONNECTIONS AND LONELINESS

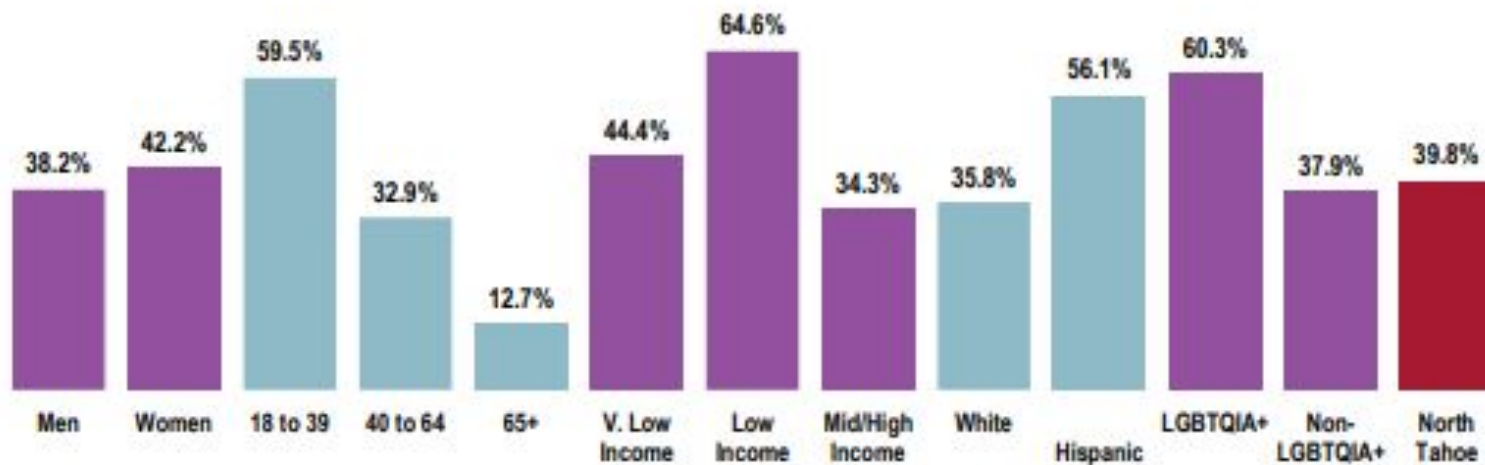
Have Someone To Turn To "All/Most of the Time"
(North Tahoe, CA; 2022)



Sources: • PRC Community Engagement & Behavioral Health Survey; PRC, Inc. [Item 301]

Notes: • Asked of all respondents in North Tahoe.

Have Considered Leaving North Tahoe Because of Housing Instability, Lack of Stable Employment, or Insufficient Income to Cover Expenses (North Tahoe, CA; 2022)



Sources: • PRC Community Engagement & Behavioral Health Survey; PRC, Inc. [Item 309]

Notes: • Asked of all respondents in North Tahoe.

Students reporting High Levels of SUPPORT at school

TTUSD	2010	2012	2014	2016	2018	2021
7 th grade	33%	39%	40%	44%	32%	58%
9 th grade	32%	27%	34%	27%	26%	52%
11 th grade	46%	40%	36%	35%	32%	57%

Students Reporting High Levels of School CONNECTEDNESS

TTUSD	2010	2012	2014	2016	2018	2021
Grade 7	55%	50%	50%	66%	49%	66%
Grade 9	48%	40%	43%	49%	53%	62%
Grade 11	50%	54%	50%	49%	48%	68%

Students Reporting Feeling SAFE at school

TTUSD	2010	2012	2014	2016	2018	2021
Grade 7	67%	70%	62%	75%	68%	71%
Grade 9	72%	65%	71%	75%	64%	69%
Grade 11	82%	80%	80%	72%	70%	82%

Students Who Seriously Considered SUICIDE in the Past 12 Months

TTUSD	2012	2014	2016	2018	2021
Grade 9	30%	27%	13%	10%	17%
Grade 11	17%	20%	13%	17%	11%

Students Feeling SAD & HOPELESS Within Past 12 Months

TTUSD	2010	2012	2014	2016	2018	2021
Grade 7	26 %	24%	32%	25%	30%	36%
Grade 9	24 %	34%	38%	31%	26%	34%
Grade 11	24 %	21%	35%	33%	34%	41%