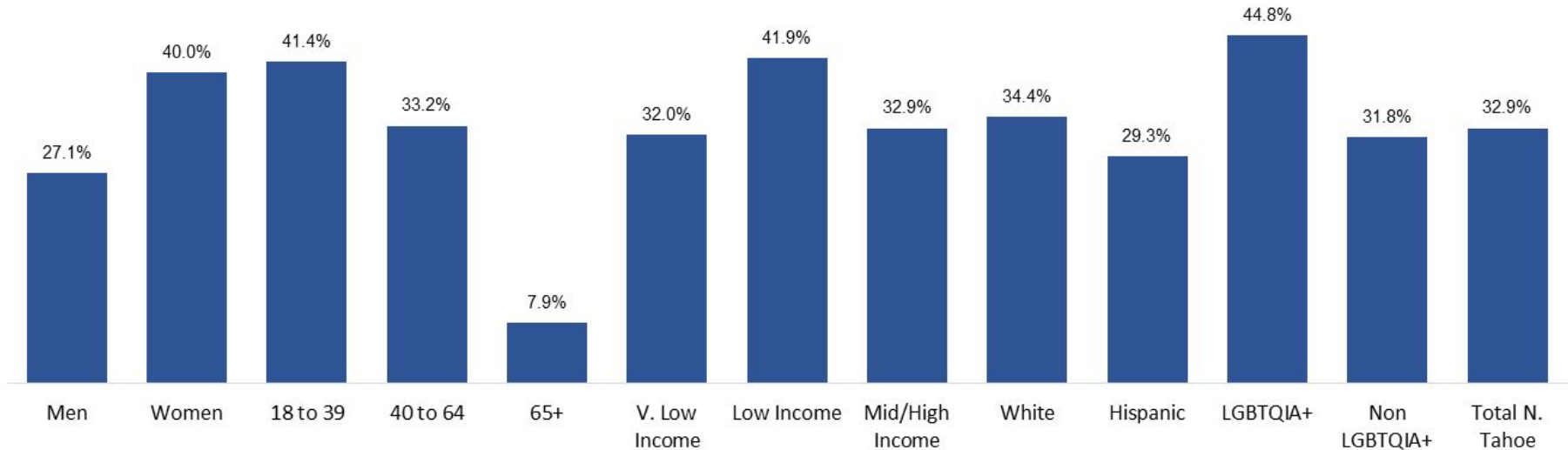




**TREATMENT
2022 PRC REPORT LINK**



1 IN 3 ADULTS SAY THERE WAS A TIME IN THE PAST YEAR WHEN THEY NEEDED MENTAL HEALTH SERVICES.



**The Prevalence of Residents Needing Mental Health Services Increased 4%
From 2020 Survey Findings.**



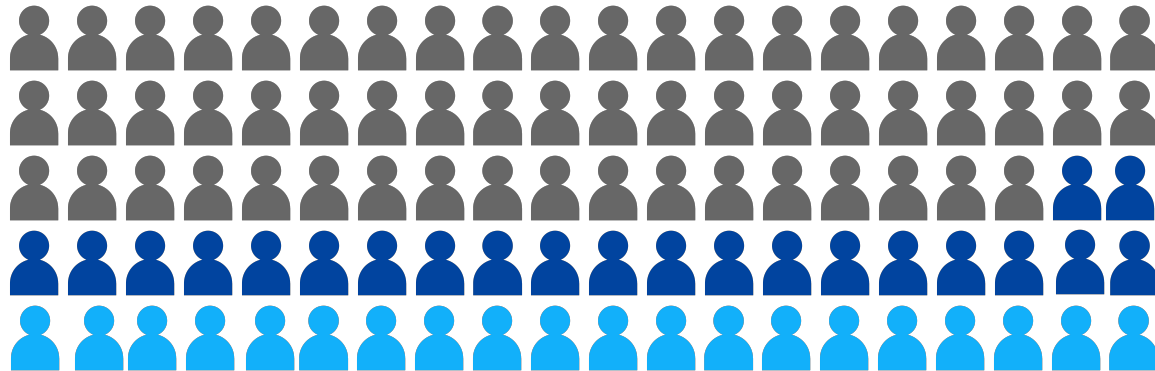
TYPE OF SERVICE SOUGHT.

● Counseling/Therapy (In Person)	40.1%
● Counseling/Therapy (Remote)	17.1%
● AA/Substance Abuse Support Group	5.1%
● Psychiatrist (In Person)	3.9%
● Psychiatrist (Remote)	3.1%
● Family Therapy	3.0%



AMONG THESE RESPONDENTS, MOST WERE ABLE TO GET THE SERVICES THEY NEEDED, WHILE 22% WERE NOT

Out of every 100 people in our communities who need care...



58 receive care



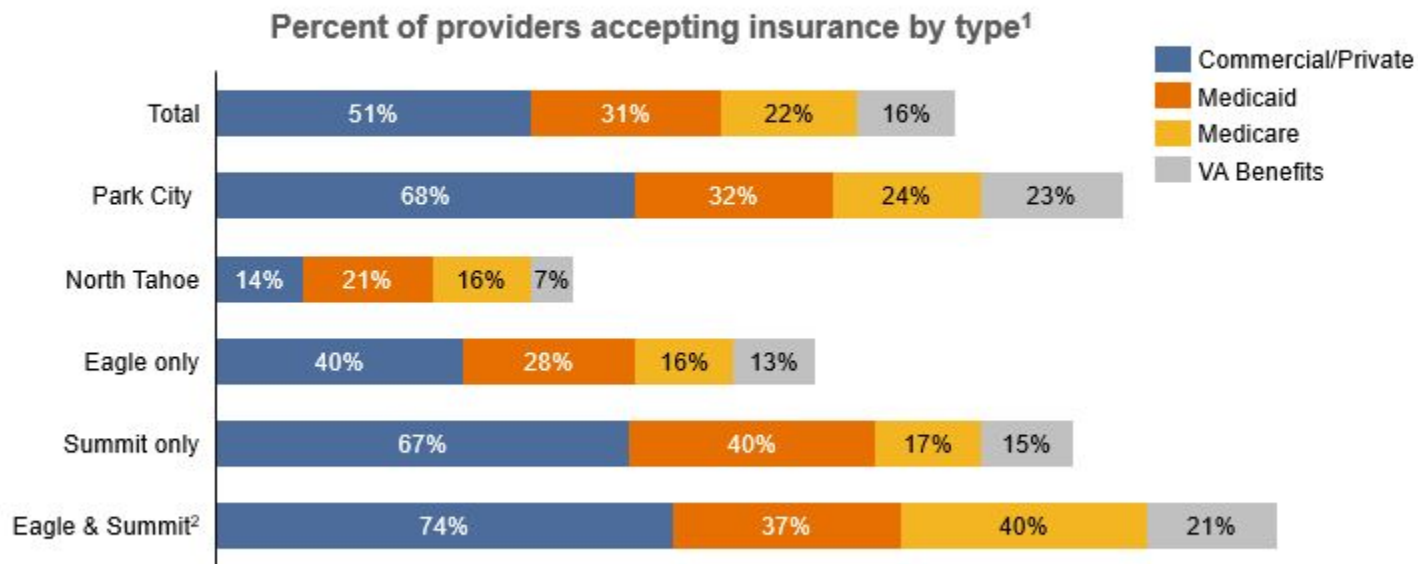
22 seek care but face barriers that prevent it (cost, appt. availability, etc.)



20 do not seek care at all for unknown reasons

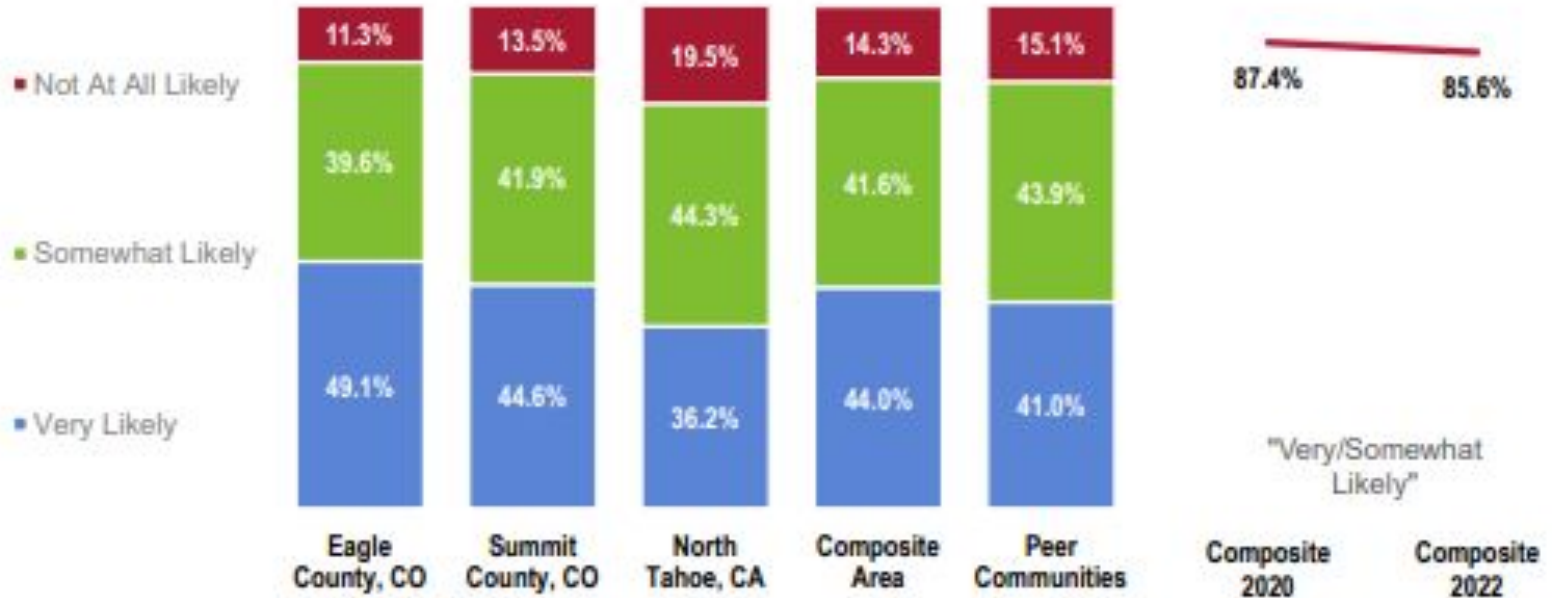
**The Prevalence of Residents Getting the Services They Need Improved 21%
From 2020 Survey Findings.**

ACCESS AND AFFORDABILITY OF CARE



Source: FSG analysis based on provider survey; 1. Includes Eagle Co., CO; Summit Co., CO; North Tahoe, CA (composite area), Park City, UT "Do you accept the following types of insurance?" (Yes) 2. Providers that work in both counties, counted separately than those that work in only Eagle or Summit

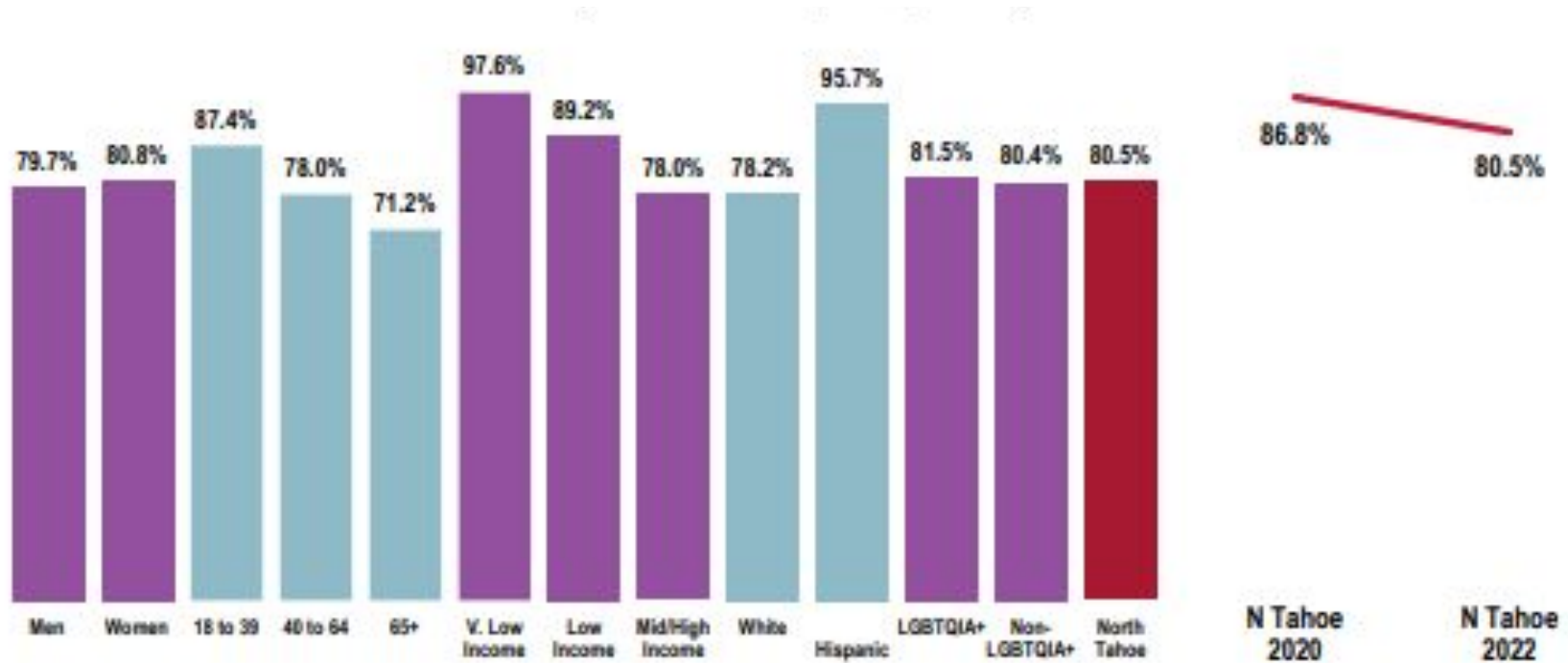
LIKELIHOOD OF SEEKING MENTAL HEALTH SERVICES LOCALLY IF NEEDED IN THE FUTURE (2022)



Sources: • PRC Community Engagement & Behavioral Health Survey; PRC, Inc. [Item 21]

Notes: • Asked of all respondents.

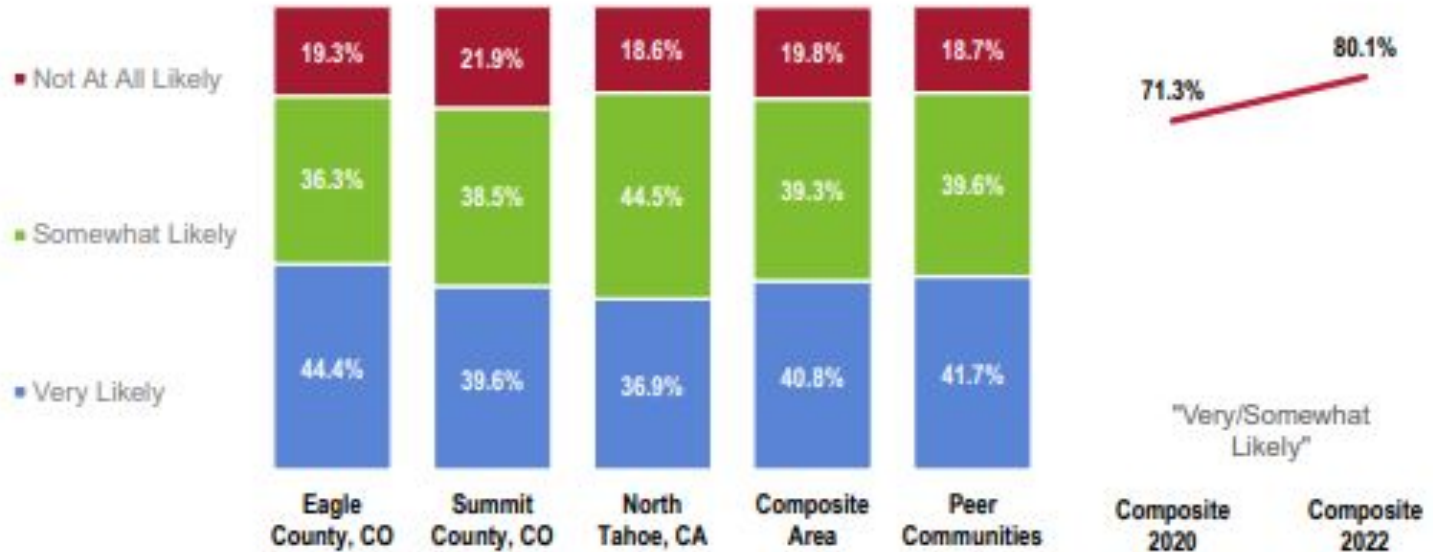
LIKELIHOOD OF SEEKING MENTAL HEALTH SERVICES LOCALLY IF NEEDED IN THE FUTURE (NORTH TAHOE: 2022)



Sources: • PRC Community Engagement & Behavioral Health Survey; PRC, Inc. [Item 21]

Notes: • Asked of all respondents in North Tahoe.

LIKELIHOOD OF USING TELETHERAPY FOR MENTAL HEALTH OR SUBSTANCE ABUSE SUPPORT IF NEEDED AND IT WERE AFFORDABLE [2022]

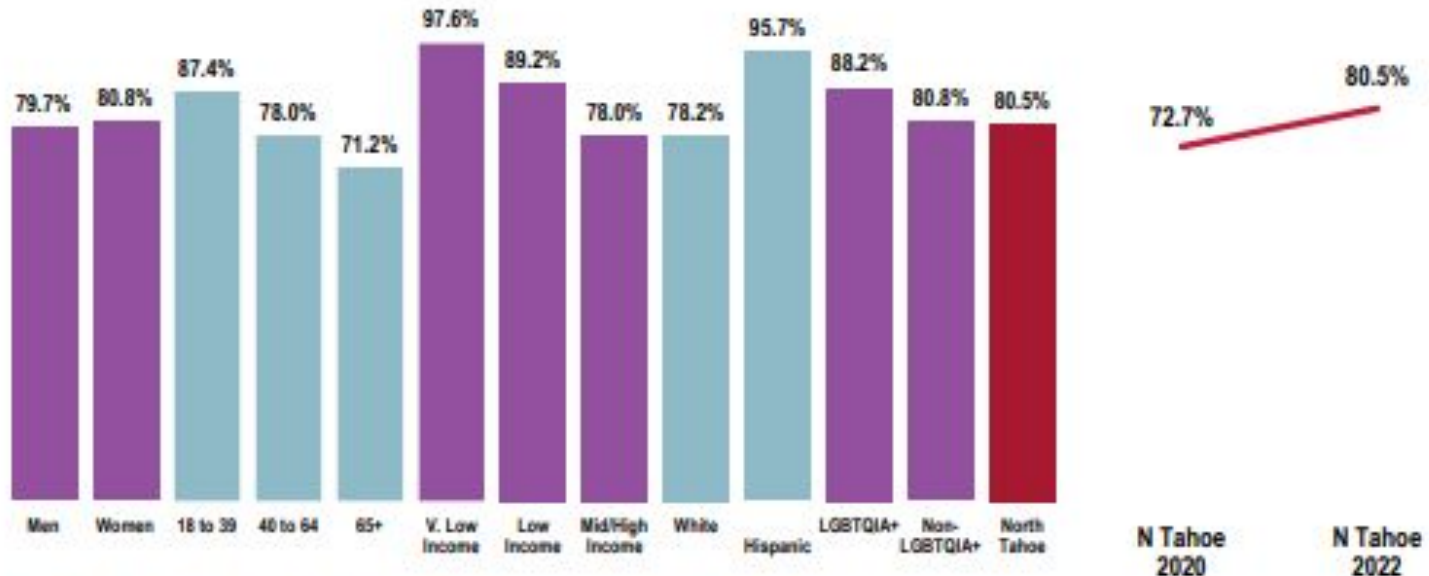


Sources: • PRC Community Engagement & Behavioral Health Survey; PRC, Inc. [Item 22]

Notes: • Asked of all respondents.

• During a teletherapy visit, a patient uses a computer or smartphone to communicate with a mental health professional in real time without being face to face.

“VERY/SOMEWHAT” LIKELY TO USE TELETHERAPY FOR MENTAL HEALTH OR SUBSTANCE ABUSE SUPPORT (NORTH TAHOE: 2022)



Sources: • PRC Community Engagement & Behavioral Health Survey; PRC, Inc. [Item 21]

Notes: • Asked of all respondents in North Tahoe.

• During a teletherapy visit, a patient uses a computer or smartphone to communicate with a mental health professional in real time without being face to face.

Households With Youth With Mental or Emotional Challenges (North Tahoe)

Among all households in North Tahoe, 17.3% have a child or youth (up to age 24) who is experiencing mental or emotional challenges.

DISPARITY ► Higher among adults age 40 to 64, those living on very low incomes, and Hispanics.

There Is a Child or Youth (Up to Age 24) in the Household Who Is Experiencing Mental or Emotional Challenges (North Tahoe, CA; 2022)

Note: Among all households, including those with and those without children or youth living at home.

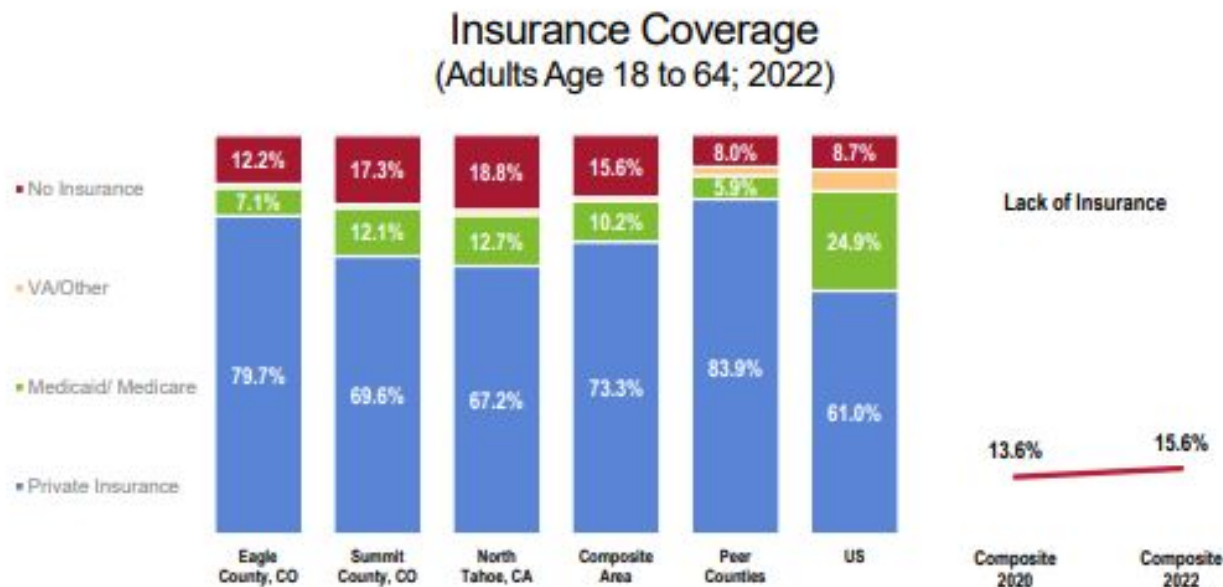


Sources: • PRC Community Engagement & Behavioral Health Survey; PRC, Inc. [Item 307]
Notes: • Asked of all respondents in North Tahoe.

HEALTH INSURANCE COVERAGE (AGE 18-64)

BENCHMARK ► Lack of health insurance coverage among composite area adults under 65 is nearly twice as high as found among peer communities. The prevalence is also higher than the US figure.

DISPARITY ► Lack of healthcare coverage is unfavorably high among North Tahoe respondents.



Sources: • PRC Community Engagement & Behavioral Health Survey; PRC, Inc. [Item 54]

• 2020 PRC National Health Survey, Professional Research Consultants, Inc.

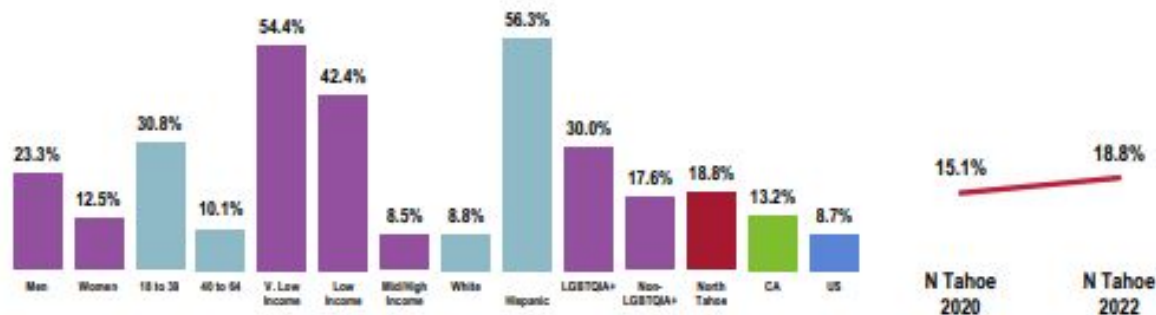
Notes: • Asked of all respondents.

North Tahoe, CA

TREND ► The uninsured prevalence has increased significantly since 2020.

DISPARITY ► Lack of healthcare coverage among adults under 65 is reported more often among men, young adults, those living on lower incomes, Hispanics (especially), and the LGBTQIA+ community.

Lack of Healthcare Insurance Coverage (Adults Age 18-64; North Tahoe, 2022)



- Sources: • PRC Community Engagement & Behavioral Health Survey; PRC, Inc. [Item 54]
• Behavioral Risk Factor Surveillance System Survey Data. Atlanta, Georgia. United States Department of Health and Human Services; Centers for Disease Control and Prevention (CDC); 2020 data.
- Notes: • Asked of all North Tahoe respondents under the age of 65.